

PRODUCT CATALOGUE

POPU

Wiring Accessories

Hangzhou popu electrical co.,ltd

Address: no.58 chunjian industrial area, fuyang, hangzhou, china

Manager: lean.sun tel: 008618657136170 wechat: 18657136170


www.popuelectrical.com popuelectrical@163.com






WIRING ACCESSORIES

INCLUDING SWITCHES, SOCKETS, USB TECHNOLOGY, GRID OPTIONS AND MORE

Complying with British Safety Standards and offering a robust 25-year warranty, the range is among the most extensive on the market. Our selection offers a dependable and adaptable choice for any wiring requirement.



Screwless



- ANTHRACITE
- BRUSHED CHROME
- BLACK NICKEL
- MATT BLACK
- MATT WHITE
- POLISHED BRASS
- POLISHED CHROME
- SMOKED BRONZE
- ANTIQUE BRASS
- PEARL
- BRUSHED BRASS

Certain finishes may not be accessible across all ranges. Please refer to the specific range to verify the available finishes.

MOULDED THERMOSET RESIN



SQUARE EDGE



CURVED EDGE

Hangzhou Popu Electrical Co.,Ltd

Address: No 58, Chunjian Industrial Area, Fuyang, Hangzhou City, Zhejiang province, China

Manager: Lean.Sun Tel: 0086 18657136170 Wechat: 18657136170

What we do ?

1. White square range switches and sockets
2. White curved range switches and sockets
3. Metal clad range switches and sockets
4. Decorative range switches and sockets
5. Screwless range switches and sockets
6. Euro module
7. Grid switch
8. Weatherproof
9. Ceiling accessories
10. Pattress box, dry lining box, junction box





RAISED EDGE

Decorative range

Front Plate : Made from 1.0mm High Quality Stainless Steel



Plate Finshes:









Chart No. 1,

Polished Brass PB	Polished Chrome PC	Satin Brass SB	Satin Chrome SC
Black Nickle BN	Matt Black MB	Antique Brass AB	Brushed Stainless BS

Chart No. 2,

White Insert: WT
Black Insert: BK

Our round corner steel range have many finshes,like polished chrome, brushed steel, polished brass, satin brass, black nickel, matt white, matt black, matt grey, antique brass, brushed brass, copper and so on, here we use brushed steel and polished chrome pictures for introduction.



Brushed Steel

Polished Steel

Three insert colors : black, white, grey for your choice



13 Amp Socket Outlets

- 1 Gang 13A Unswitched Socket Black
- 1 Gang 13A Unswitched Socket White
- 1 Gang 13A Switched Socket Double Pole Black
- 1 Gang 13A Switched Socket Double Pole Black Metal Rocker
- 1 Gang 13A Switched Socket Double Pole White
- 1 Gang 13A Switched Socket Double Pole White Metal Rocker
- 2 Gang 13A Switched Socket Double Pole Black
- 2 Gang 13A Switched Socket Double Pole Black Metal Rocker
- 2 Gang 13A Switched Socket Double Pole White
- 2 Gang 13A Switched Socket Double Pole White Metal Rocker
- 1 Gang 13A Switched Socket Single Pole Black/White
- 2 Gang 13A Switched Socket Single Pole Black/White



2 Amp - 15 Amp Socket Outlets

- 1 Gang 2A 3 Pin Unswitched Socket Black
- 1 Gang 2A 3 Pin Unswitched Socket White
- 1 Gang 5A 3 Pin Unswitched Socket Black
- 1 Gang 5A 3 Pin Unswitched Socket White
- 1 Gang 15A Switched Socket Single Pole Black
- 1 Gang 15A Switched Socket Single Pole White
- 2 Gang 15A Switched Socket Black
- 2 Gang 15A Switched Socket White



13 Amp USB Socket Outlets

- 1 Gang 13A Switched Socket White + USB 5v/2100mA
- 1 Gang 13A Switched Socket Black + USB 5v/2100mA
- 1 Gang 13A Switched Socket White Insert Metal Rocker + USB 5v/2100mA
- 1 Gang 13A Switched Socket Black Insert Metal Rocker + USB 5v/2100mA
- 2 Gang 13A Switched Socket White +USB 5v/4800mA
- 2 Gang 13A Switched Socket Black + USB 5v/4800mA
- 2 Gang 13A Switched Socket White Insert Metal Rocker + USB 5v/4800mA
- 2 Gang 13A Switched Socket Black Insert Metal Rocker + USB 5v/4800mA
- 1 Gang 13A Switched Socket + USB c 5v/2100mA White / Black / Metal Rocker
- 1 Gang 13A Switched Socket + USB A+c 5v/3100mA White / Black / Metal Rocker
- 1 Gang 13A Switched Socket + USB C+c 5v/ 3100mA White / Black / Metal Rocker
- 1 Gang 13A Switched Socket + USB A+A 5v/3100mA White / Black / Metal Rocker
- 2 Gang 13A Switched Socket + USB A+c 5v/3100mA White / Black / Metal Rocker
- 2 Gang 13A Switched Socket + USB C+c 5v/ 3100mA White / Black / Metal Rocker
- 2 Gang 13A Switched Socket + USB A+A 5v/3100mA White / Black / Metal Rocker
- 1 Gang 13A Switched Socket + USB A+c 22W Fast charge White / Black / Metal Rocker
- 1 Gang 13A Switched Socket + USB C+c 22W Fast charge White / Black / Metal Rocker
- 1 Gang 13A Switched Socket + USB A+c 45W Fast charge White / Black / Metal Rocker
- 1 Gang 13A Switched Socket + USB C+c 45W Fast charge White / Black / Metal Rocker
- 2 Gang 13A Switched Socket + USB A+c 22W Fast charge White / Black / Metal Rocker
- 2 Gang 13A Switched Socket + USB C+c 22W Fast charge White / Black / Metal Rocker
- 2 Gang 13A Switched Socket + USB A+c 45W Fast charge White / Black / Metal Rocker
- 2 Gang 13A Switched Socket + USB C+c 45W Fast charge White / Black / Metal Rocker



10AX 1G DP SWITCHES

- 10AX DP switches are generally used when there are two circuits in a room i.e. a bathroom light and a Fan boost system
- Double pole switch
- Minimum mounting box depth: 16mm

Size	Model	Finish	
1G	Double Pole	Brushed Chrome	NEW
1G	Double Pole	Matt Black	NEW



NEW

10AX SWITCHES

- Minimum mounting box depth: 16mm

Size	Model	Finish
1G	Intermediate	Brushed Chrome
1G	Intermediate	Matt Black
1G	Intermediate	Polished Chrome
1G	2-Way	Brushed Chrome
1G	2-Way	Matt Black
1G	2-Way	Polished Chrome



1G	1-Way	Brushed Chrome
1G	1-Way	Matt Black
1G	1-Way	Polished Chrome

10A FAN ISOLATOR SWITCHES



- Triple Pole
- Rated conditional short circuit current (Inc.) 1500mA
- Minimum mounting box depth: 16mm

Finish
Brushed Chrome
Matt Black
Polished Chrome



1G LIGHT SWITCH ILLUMINATOR

- Creates "halo" glow effect behind switches when light is in the OFF position making it easier to find the light switch in Hotel rooms, bedrooms, storage rooms.
- This device is designed to fit behind most standard 86x86mm size 1G/2G/3G single plate switches and functions with both 1-way, 2-way, and DP switches it can also be used with single sockets if desired.



Size	Colour Temp	Colour
1G	3000K	Warm White NEW

COMPATIBLE WITH OUR FULL DECORATIVE RANGE

10AX SWITCHES

- Minimum mounting box depth: 16mm

Size	Model	Finish
2G	2-Way	Brushed Chrome
2G	2-Way	Matt Black
2G	2-Way	Polished Chrome



2G	1-Way	Brushed Chrome
2G	1-Way	Matt Black
2G	1-Way	Polished Chrome

10AX SWITCHES

- Minimum mounting box depth: 16mm

Size	Model	Finish
3G	2-Way	Brushed Chrome
3G	2-Way	Matt Black
3G	2-Way	Polished Chrome



3G	1-Way	Brushed Chrome
3G	1-Way	Matt Black
3G	1-Way	Polished Chrome

10AX SWITCHES

- Minimum mounting box depth: 16mm

Size	Model	Finish
4G	2-Way	Brushed Chrome
4G	2-Way	Matt Black
4G	2-Way	Polished Chrome
4G	1-Way	



10AX SWITCHES

- Minimum mounting box depth: 16mm

Size	Model	Finish
6G	2-Way	Brushed Chrome
6G	2-Way	Matt Black
6G	1-Way	





1G 2-WAY INTELLIGENT DIMMERS

- 10-200W (5-150W LED)
- Switch between Trailing Edge* and Leading Edge
- Minimum mounting box depth: 25mm

*Preset in Trailing Edge mode

Size	Model	Finish
1G	2-Way	Brushed Chrome
1G	2-Way	Matt Black
1G	2-Way	Polished Chrome



1G	1-Way	Brushed Chrome
1G	1-Way	Matt Black
1G	1-Way	Polished Chrome

2G 2-WAY INTELLIGENT DIMMERS

- 10-200W (5-150W LED)
- Switch between Trailing Edge* and Leading Edge
- Minimum mounting box depth: 25mm

*Preset in Trailing Edge mode

Size	Model	Finish
2G	2-Way	Brushed Chrome
2G	2-Way	Matt Black
2G	2-Way	Polished Chrome



2G	1-Way	Brushed Chrome
2G	1-Way	Matt Black
2G	1-Way	Polished Chrome

3G 2-WAY INTELLIGENT DIMMERS

- 10-200W (5-150W LED)
- Switch between Trailing Edge* and Leading Edge
- Minimum mounting box depth: 25mm

*Preset in Trailing Edge mode

Size	Model	Finish
3G	2-Way	Brushed Chrome
3G	2-Way	Matt Black
3G	2-Way	Polished Chrome
3G	1-Way	Brushed Chrome
3G	1-Way	Matt Black
3G	1-Way	Polished Chrome



4G 2-WAY INTELLIGENT DIMMERS

- 10-200W (5-150W LED)
- Switch between Trailing Edge* and Leading Edge
- Minimum mounting box depth: 25mm

*Preset in Trailing Edge mode

Size	Model	Finish
4G	2-Way	Brushed Chrome
4G	2-Way	Matt Black
4G	2-Way	Polished Chrome
4G	1-Way	Polished Chrome



DIMMER UNPOPULATED PLATES

- 1G dimmer plate and matching dimmer cap
- Unpopulated
- Low Profile Flat Plate design with built in gasket
- Suitable for use with centre or offset dimmer modules

Finish
Brushed Chrome
Matt Black
Polished Chrome



DIMMER MODULES

- 2-Way / 1 way
- Leading Edge, Trailing Edge, and Intelligent options that can switch between both modes.
- Minimum mounting box depth: 25mm
- Build your own dimmer solution with our unpopulated dimmer plates
- Minimum mounting box depth: 35mm

Max. Load	Mode
40-400W (3-100W LED)	Leading Edge
10-200W (5-150W LED)	Intelligent Trailing/ Leading Edge
5-400W (5-150W LED)	Intelligent Trailing/ Leading Edge*



DUAL VOLTAGE SHAVER SOCKETS

- 115/230V 20VA rated
- Minimum mounting box depth: 47mm

Finish	Insert
Brushed Chrome	Black
Brushed Chrome	Grey
Brushed Chrome	White
Matt Black	Black
Polished Chrome	Black
Polished Chrome	Grey
Polished Chrome	White



Two designs



FUSED SPUR UNITS

- 13A rated
- Minimum mounting box depth: 25mm

Model	Finish
Unswitched	Brushed Chrome
Unswitched	Matt Black
Unswitched	Polished Chrome
Unswitched + Neon	



SWITCHED FUSED SPUR

- 13A rated
- Double pole switches
- Minimum mounting box depth: 25mm


Model	Finish
Switched	Brushed Chrome
Switched	Matt Black
Switched	Polished Chrome



SWITCHED FUSED SPUR

- 13A rated
- Double pole switches
- Minimum mounting box depth: 25mm

Model	Finish
Switched + Neon	Brushed Chrome
Switched + Neon	Matt Black
Switched + Neon	Polished Chrome



SWITCHED FUSED SPUR

- 13A rated
- Double pole switches
- Minimum mounting box depth: 25mm

Model	Finish
Switched + Neon + Flex Outlet (Front)	Brushed Chrome
Switched + Neon + Flex Outlet (Front)	Matt Black
Switched + Neon + Flex Outlet (Front)	Polished Chrome



20A DP SWITCHES

- 20A rated
- Double Pole Switch
- Minimum mounting box depth: 25mm

Model	Finish
DP	Brushed Chrome
DP + Neon	Brushed Chrome
DP + Neon + Flex Outlet	Brushed Chrome
DP	Matt Black
DP + Neon	Matt Black
DP + Neon + Flex Outlet	Matt Black
DP	Polished Chrome
DP + Neon	Polished Chrome
DP + Neon + Flex Outlet	Polished Chrome



20A FLEX OUTLET PLATE

- 20A rated
- Flex outlet plate
- Suitable for cables up to 10mm diameter
- Cable strain relief fitted
- Terminal capacity: 3 x 2.5mm² or 2 x 4.0mm² (fitted with twin earth terminals)

Model	Finish
Flex Outlet	Brushed Chrome
Flex Outlet	Matt Black
Flex Outlet	Polished Chrome



45A 1G DP SWITCH WITH NEON

- Double pole switches
- Minimum mounting box depth: 25mm

Model	Finish
45W Switched + Neon	Brushed Chrome
45W Switched + Neon	Matt Black
45W Switched + Neon	Polished Chrome



45A 2G DP SWITCH WITH NEON

- Double pole switches
- Minimum mounting box depth: 25mm

Model	Finish
45W Switched + Neon	Brushed Chrome
45W Switched + Neon	Matt Black
45W Switched + Neon	Polished Chrome





45A DP COOKER SWITCH AND SOCKET COMBINATION

- 45A DP Switch for isolating cooker
- 13A DP switched socket for plug in appliances
- Matching metal rocker switches
- Neon indicators
- Twin Earths
- Minimum mounting box depth: 25mm

Finish	Insert
Brushed Chrome	Black
Brushed Chrome	Grey
Brushed Chrome	White
Matt Black	Black
Polished Chrome	Black
Polished Chrome	Grey
Polished Chrome	White



TELEPHONE SOCKETS

- Single shuttered RJ45 Outlet
- Minimum mounting box depth: 25mm

Model	Finish
Master	Brushed Chrome
Master	Matt Black
Master	Polished Chrome
Extension	Brushed Chrome
Extension	Matt Black
Extension	Polished Chrome



CAT5E NETWORK OUTLETS

- Capable of supporting data transfer speeds of up to 1Gbps over 100m at a maximum bandwidth of 100Mhz
- UTP
- Single shuttered RJ45 Outlet
- Write on designation label
- Minimum mounting box depth: 35mm

Model	Finish
RJ45	Brushed Chrome
RJ45	Matt Black



CAT6A NETWORK OUTLETS

- Capable of supporting data transfer speeds of up to 10Gbps over 100m at a maximum bandwidth of 500Mhz
- Backward compatible with CAT6 and CAT5e
- Enhanced PoE capabilities
- Reduced crosstalk
- UTP
- Single shuttered RJ45 Outlet
- Write on designation label
- Minimum mounting box depth: 35mm



Model	Finish
RJ45	Brushed Chrome
RJ45	Matt Black

TV OUTLETS

- Coaxial and F-Connection TV Outlet Plates
- Minimum mounting box depth: 25mm



Model	Finish
TV	Brushed Chrome
SAT TV	Brushed Chrome
TV	Matt Black
TV + SAT TV (Isolated)	Matt Black
TV	Polished Chrome

BLANKING PLATES

- Used to neatly cover unused or redundant boxes



Size	Finish
1G	Brushed Chrome
1G	Matt Black
1G	Polished Chrome



BLANKING PLATES

- Used to neatly cover unused or redundant boxes

Size	Finish
2G	Brushed Chrome
2G	Matt Black
2G	Polished Chrome





MODULAR FRAMES

- For use with 25 x 50mm and/or 50 x 50mm euro modules

Model	Finish
1 Module	Brushed Chrome
1 Module	Matt Black
1 Module	Polished Chrome



MODULAR FRAMES

- For use with 25 x 50mm and/or 50 x 50mm euro modules

Model	Finish
1-2 Modules	Brushed Chrome
1-2 Modules	Matt Black
1-2 Modules	Polished Chrome




MODULAR FRAMES

- For use with 25 x 50mm and/or 50 x 50mm euro modules

Model	Finish
2-4 Modules	Brushed Chrome
2-4 Modules	Matt Black
2-4 Modules	Polished Chrome





FLAT PLATE




Decorative





Flat Plate



The slimline range products have a contemporary profile - when installed the metal plate has a distinct outline which is ideal for the modern interior. Optional features include metal rockers.

- Lacquered to reduce finger print marks
- Non-magnetic
- 3.5mm depth plate (ULTRA-SLIM DESIGN)
- contemporary profile
- Fits 25mm & 35mm back box





13 Amp Socket Outlets

- 1 Gang 13A Unswitched Socket Black
- 1 Gang 13A Unswitched Socket White
- 1 Gang 13A Switched Socket Double Pole Black
- 1 Gang 13A Switched Socket Double Pole Black Metal Rocker
- 1 Gang 13A Switched Socket Double Pole White
- 1 Gang 13A Switched Socket Double Pole White Metal Rocker
- 2 Gang 13A Unswitched Socket
- 2 Gang 13A Switched Socket Double Pole Black
- 2 Gang 13A Switched Socket Double Pole Black Metal Rocker
- 2 Gang 13A Switched Socket Double Pole White
- 2 Gang 13A Switched Socket Double Pole White Metal Rocker
- 1 Gang 13A Switched Socket Single pole
- 2 Gang 13A Switched Socket Single pole

13 Amp USB Socket Outlets

- 1 Gang 13A Switched Socket White + USB 5v/2100mA
- 1 Gang 13A Switched Socket Black + USB 5v/2100mA
- 1 Gang 13A Switched Socket White Insert Metal Rocker + USB 5v/2100mA
- 1 Gang 13A Switched Socket Black Insert Metal Rocker + USB 5v/2100mA
- 2 Gang 13A Switched Socket White + USB 5v/4800mA
- 2 Gang 13A Switched Socket Black + USB 5v/4800mA
- 2 Gang 13A Switched Socket White Insert Metal Rocker + USB 5v/4800mA
- 2 Gang 13A Switched Socket Black Insert Metal Rocker + USB 5v/4800mA
- 1 Gang 13A Switched Socket + USB Type C 5v/2100mA
- 1 Gang 13A Switched Socket + USB A + C 5v/2100mA
- 1 Gang 13A Switched Socket + USB A + C 5v/3100mA
- 1 Gang 13A Switched Socket + USB A + C Fast charge 22W
- 1 Gang 13A Switched Socket + USB A + C Fast charge 45W
- 1 Gang 13A Switched Socket + USB A + C Fast charge 65W
- 1 Gang 13A Switched Socket + USB A + A 5v/2100mA
- 1 Gang 13A Switched Socket + USB C + C 5v/3100mA
- 1 Gang 13A Switched Socket + USB C + C Fast charge 22W
- 1 Gang 13A Switched Socket + USB C + C Fast charge 45W
- 1 Gang 13A Switched Socket + USB C + C Fast charge 65W
- 2 Gang 13A Switched Socket + USB A + C 5v/3100mA
- 2 Gang 13A Switched Socket + USB A + C Fast charge 22W
- 2 Gang 13A Switched Socket + USB A + C Fast charge 45W
- 2 Gang 13A Switched Socket + USB A + C Fast charge 65W
- 2 Gang 13A Switched Socket + USB C + C 5v/3100mA
- 2 Gang 13A Switched Socket + USB C + C Fast charge 22W
- 2 Gang 13A Switched Socket + USB C + C Fast charge 45W
- 2 Gang 13A Switched Socket + USB C + C Fast charge 65W



10A FAN ISOLATOR SWITCHES

- Triple Pole
- Rated conditional short circuit current (Inc) 1500mA
- Minimum mounting box depth: 16mm

Finish
Brushed Chrome
Gunmetal
Polished Brass
Pearl
Brushed Brass
Polished Chrome



15A 5A ROUND PIN SOCKET

- Minimum mounting box depth: 25mm

Finish	Insert
Brushed Chrome	Black
Brushed Chrome	Grey
Brushed Chrome	White
Polished Brass	Black
Pearl	White
Brushed Brass	Black
Polished Chrome	Black
Polished Chrome	Grey
Polished Chrome	White





DUAL VOLTAGE SHAVER SOCKETS


- IP41 rated
- 115/230V 20VA rated
- Minimum mounting box depth: 47mm

Finish	Insert
Brushed Chrome	Black
Brushed Chrome	Grey
Brushed Chrome	White
Gunmetal	Black
Polished Brass	Black
Pearl	White
Brushed Brass	Black
Polished Chrome	Black
Polished Chrome	Grey
Polished Chrome	White



1G LIGHT SWITCH ILLUMINATOR

- Creates "halo" glow effect behind switches when light is in the OFF position making it easier to find the light switch in Hotel rooms, bedrooms, storage rooms.
- This device is designed to fit behind most standard 86x86mm size 1G/2G/3G single plate switches and functions with both 1-way, 2-way, and DP switches it can also be used with single sockets if desired.
- This devices fits behind and works with 1G Switches from our moulded and decorative ranges



Size	Colour Temp	Colour
1G	3000K	Warm White NEW



COMPATIBLE WITH OUR FULL DECORATIVE RANGE

10AX SWITCHES

- Minimum mounting box depth: 16mm

Size	Model	Finish
1G	Intermediate	Brushed Chrome
1G	Intermediate	Gunmetal
1G	Intermediate	Polished Brass
1G	Intermediate	Pearl
1G	Intermediate	Brushed Brass
1G	Intermediate	Polished Chrome
1G	2-Way	Brushed Chrome
1G	2-Way	Gunmetal
1G	2-Way	Polished Brass
1G	2-Way	Pearl
1G	2-Way	Brushed Brass
1G	2-Way	Polished Chrome



1G	1-Way	Brushed Chrome
1G	1-Way	Gunmetal
1G	1-Way	Polished Brass
1G	1-Way	Pearl
1G	1-Way	Brushed Brass
1G	1-Way	Polished Chrome

10AX SWITCHES

- Minimum mounting box depth: 16mm

Size	Model	Finish
2G	2-Way	Brushed Chrome
2G	2-Way	Gunmetal
2G	2-Way	Polished Brass
2G	2-Way	Pearl
2G	2-Way	Brushed Brass
2G	2-Way	Polished Chrome
2G	1-Way	Brushed Brass
2G	1-Way	Polished Chrome



2G	1-Way	Brushed Chrome
2G	1-Way	Gunmetal
2G	1-Way	Polished Brass



10AX SWITCHES

- Minimum mounting box depth: 16mm

Size	Model	Finish
3G	2-Way	Brushed Chrome
3G	2-Way	Gunmetal
3G	2-Way	Polished Brass
3G	2-Way	Pearl
3G	2-Way	Brushed Brass
3G	2-Way	Polished Chrome
3G	1-Way	Brushed Chrome
3G	1-Way	Gunmetal
3G	1-Way	Polished Brass
3G	1-Way	Brushed Brass
3G	1-Way	Polished Chrome



10AX SWITCHES

- Minimum mounting box depth: 16mm

Size	Model	Finish
4G	2-Way	Brushed Chrome
4G	2-Way	Gunmetal
4G	2-Way	Polished Brass
4G	2-Way	Pearl
4G	2-Way	Brushed Brass
4G	2-Way	Polished Chrome
4G	1-Way	Brushed Chrome
4G	1-Way	Gunmetal
4G	1-Way	Polished Brass
4G	1-Way	Pearl
4G	1-Way	Brushed Brass
4G	1-Way	Polished Chrome





10AX TOGGLE SWITCHES

- Minimum mounting box depth: 16mm

Size	Model	Finish
1G	2-Way	Brushed Brass
1G	2-Way	Brushed Chrome
1G	2-Way	Polished Brass
1G	Intermediate	Brushed Brass
2G	2-Way	Brushed Brass
2G	2-Way	Brushed Chrome
2G	2-Way	Polished Brass
3G	2-Way	Brushed Brass
4G	4-Way	Brushed Brass



1G 2-WAY INTELLIGENT DIMMERS

- 10-200W (5-150W LED)
- Switch between Trailing Edge* and Leading Edge
- Minimum mounting box depth: 25mm
- *Preset in Trailing Edge mode

Finish
Brushed Chrome
Gunmetal
Polished Brass
Pearl
Brushed Brass
Polished Chrome



2G 2-WAY INTELLIGENT DIMMERS

- 10-200W (5-150W LED)
- Switch between Trailing Edge* and Leading Edge
- Minimum mounting box depth: 25mm
- *Preset in Trailing Edge mode


Finish
Brushed Chrome
Gunmetal
Polished Brass
Pearl
Brushed Brass
Polished Chrome



3G 2-WAY INTELLIGENT DIMMERS

- 10-200W (5-150W LED)
- Switch between Trailing Edge* and Leading Edge
- Minimum mounting box depth: 25mm
- *Preset in Trailing Edge mode

Finish
Brushed Chrome
Gunmetal
Polished Brass
Pearl
Brushed Brass
Polished Chrome



4G 2-WAY INTELLIGENT DIMMERS

- 10-200W (5-150W LED)
- Switch between Trailing Edge* and Leading Edge
- Minimum mounting box depth: 25mm
- *Preset in Trailing Edge mode

Finish
Brushed Chrome
Gunmetal
Polished Brass
Pearl
Brushed Brass
Polished Chrome



DIMMER UNPOPULATED PLATES

- 1G dimmer plate and matching dimmer cap
- Unpopulated
- Low Profile Flat Plate design with built in gasket
- Suitable for use with centre or offset dimmer modules
- Minimum mounting box depth: 25mm



Finish

Brushed Chrome

Brushed Brass

Polished Chrome

DIMMER MODULES

- 2-Way
- Leading Edge, Trailing Edge, and Intelligent options that can switch between both modes.
- Minimum mounting box depth: 25mm
- Build your own dimmer solution with our unpopulated dimmer plates
- Minimum mounting box depth: 35mm



Max. Load	Mode
40-400W (3-100W LED)	Leading Edge
10-200W (5-150W LED)	Intelligent Trailing/ Leading Edge
5-400W (5-150W LED)	Intelligent Trailing/ Leading Edge*



COLOUR MATCHING

Matching metal rockers with no surround

DOUBLE POLE SWITCHES

On selected products for additional safety

LONG LASTING

Robust full metal housing

UNIQUE SOCKET DESIGN

Socket completely concealed by plug once inserted



SQUARE EDGE DESIGN

Projection of 5mm

TOP-DOWN TERMINATION


L, N and E can all be terminated from the top – ideal when installing multiple outlets

CAPTIVE TERMINALS

Appropriate terminal capacities and captive terminals to prevent screws falling out

INTEGRATED MOISTURE GASKET

Prevents any moisture transfer to decorative front plate



HIGH INTEGRITY EARTHING

Twin earth terminals where appropriate

25 YEAR WARRANTY*

*2 years on electronic products

DIMENSIONS*

Single plate: 86*86MM
Double plate: 86*146MM
Projection: 5MM



High-quality imported components are used in this range, ensuring trouble-free charging and longevity for hospitality areas



13A 2G SP SWITCHED SOCKET WITH DUAL USB A+C (5V DC 4.0A SHARED) MAX. 20W

- Charge portable devices
- Dual USB A+C outputs
- Over Voltage CAT III – Suitable for domestic and commercial installations
- Built in overheat and overload protection
- Minimum mounting box depth: 25mm

Finish	Insert
Brushed Chrome	Black
Brushed Chrome	Grey
Brushed Chrome	White
Antique Brass	Black



20W
5V DC 4.0A
(SHARED)

13A 1G SP SWITCHED SOCKET WITH DUAL USB A+C (12V DC 1.5A) MAX. 18W

- Charge portable devices
- Fast charge one device at up to 18W QC or share across both outputs
- Single Pole Switch
- Dual USB A+C outputs
- Supports USB-PD and QC Charging protocols
- Over Voltage CAT III – Suitable for domestic and commercial installations
- Built in overheat and overload protection
- Minimum mounting box depth: 25-35mm depending on wiring conditions (10mm spacer included)

Finish	Insert
Antique Brass	Black



18W
FAST CHARGE
12V DC 1.5A

(USB-PD is supported by most Android phones and iPhone15 and above.)



13A 2G DP SWITCHED SOCKETS

- Double pole switches
- Twin Earths
- Minimum mounting box depth: 25mm

Finish	Insert
Brushed Chrome	Black
Brushed Chrome	Grey
Brushed Chrome	White
Antique Brass	Black



13A 1G DP SWITCHED SOCKETS

- Double pole switches
- Minimum mounting box depth: 25mm

Finish	Insert
Brushed Chrome	Black
Brushed Chrome	Grey
Brushed Chrome	White
Antique Brass	Black





DUAL VOLTAGE SHAVER SOCKETS

- IP41 rated
- 115/230V 20VA rated
- Minimum mounting box depth: 47mm

Finish	Insert
Brushed Chrome	Black
Brushed Chrome	Grey
Brushed Chrome	White
Antique Brass	Black



115/
230V

IP41

15A 5A ROUND PIN SOCKETS

- Minimum mounting box depth: 25mm

Finish	Insert
Antique Brass	Black



10A FAN ISOLATOR SWITCH

- Triple Pole
- Rated conditional short circuit current (Inc) 1500mA
- Minimum mounting box depth: 16mm

Finish
Brushed Chrome
Antique Brass




NEW



1G LIGHT SWITCH ILLUMINATOR

- Creates "halo" glow effect behind switches when light is in the OFF position making it easier to find the light switch in Hotel rooms, bedrooms, storage rooms.
- This device is designed to fit behind most standard 86x86mm size 1G/2G/3G single plate switches and functions with both 1-way, 2-way, and DP switches it can also be used with single sockets if desired.



Size	Colour Temp	Colour	
1G	3000K	Warm White	NEW

10AX 1G DP SWITCHES

- Double pole switch
- Minimum mounting box depth: 16mm



Size	Model	Finish
1G	Double Pole	Antique Brass

10AX SWITCHES

- Minimum mounting box depth: 16mm



Size	Model	Finish
1G	Intermediate	Brushed Chrome
1G	Intermediate	Antique Brass
1G	2-Way	Brushed Chrome
1G	2-Way	Antique Brass

SQUARE

10AX SWITCHES

- Minimum mounting box depth: 16mm

Size	Model	Finish
2G	2-Way	Brushed Chrome
2G	2-Way	Antique Brass



10AX SWITCHES

- Minimum mounting bx depth: 16mm

Size	Model	Finish
3G	2-Way	Brushed Chrome
3G	2-Way	Antique Brass



10AX SWITCHES

- Minimum mounting box depth: 16mm

Size	Model	Finish
4G	2-Way	Brushed Chrome
4G	2-Way	Antique Brass



10AX SWITCHES

- Minimum mounting box depth: 16mm

Size	Model	Finish
6G	2-Way	Antique Brass



10AX TOGGLE SWITCHES

- Minimum mounting box depth: 16mm

Size	Model	Finish
1G	Intermediate	Antique Brass
1G	2-Way	Antique Brass
2G	2-Way	Antique Brass
3G	2-Way	Antique Brass
4G	2-Way	Antique Brass





1G 2-WAY INTELLIGENT DIMMERS

- 10-200W (5-150W LED)
 - Switch between Trailing Edge* and Leading Edge
 - Minimum mounting box depth: 25mm
- *Preset in Trailing Edge mode



Finish

Brushed Chrome

Antique Brass

2G 2-WAY INTELLIGENT DIMMERS

- 10-200W (5-150W LED)
 - Switch between Trailing Edge* and Leading Edge
 - Minimum mounting box depth: 25mm
- *Preset in Trailing Edge mode



Finish

Brushed Chrome

Antique Brass

3G 2-WAY INTELLIGENT DIMMERS

- 10-200W (5-150W LED)
 - Switch between Trailing Edge* and Leading Edge
 - Minimum mounting box depth: 25mm
- *Preset in Trailing Edge mode



Finish

Brushed Chrome

Antique Brass

4G 2-WAY INTELLIGENT DIMMERS

- 10-200W (5-150W LED)
- Switch between Trailing Edge* and Leading Edge
- Minimum mounting box depth: 25mm

*Preset in Trailing Edge mode



Finish

Brushed Chrome

Antique Brass

DIMMER UNPOPULATED PLATES

- 1G dimmer plate and matching dimmer cap
- Unpopulated
- Low Profile Flat Plate design with built in gasket
- Suitable for use with centre or offset dimmer modules



Finish

Brushed Chrome

Antique Brass

DIMMER MODULES

- 2-Way
- Leading Edge, Trailing Edge, and Intelligent options that can switch between both modes.
- Minimum mounting box depth: 25mm
- Build your own dimmer solution with our unpopulated dimmer plates
- Minimum mounting box depth: 35mm



Max. Load	Mode
40-400W (3-100W LED)	Leading Edge
10-200W (5-150W LED)	Intelligent Trailing/ Leading Edge
5-400W (5-150W LED)	Intelligent Trailing/ Leading Edge*

FUSED SPUR UNITS

- 13A rated
- Minimum mounting box depth: 25mm

Model	Finish
Unswitched	Brushed Chrome
Unswitched	Antique Brass



SWITCHED FUSED SPUR

- 13A rated
- Double pole switches
- Minimum mounting box depth: 25mm

Model	Finish
Switched	Brushed Chrome
Switched	Antique Brass



SWITCHED FUSED SPUR

- 13A rated
- Double pole switches
- Minimum mounting box depth: 25mm

Model	Finish
Switched + Neon	Brushed Chrome
Switched + Neon	Antique Brass



SWITCHED FUSED SPUR

- 13A rated
- Double pole switches
- Minimum mounting box depth: 25mm

Model	Finish
Switched + Neon + Flex Outlet	Brushed Chrome
Switched + Neon + Flex Outlet	Antique Brass



20A DP SWITCHES

- 20A rated
- Double Pole Switch
- Minimum mounting box depth: 25mm

Model	Finish
DP	Brushed Chrome
DP + Neon	Brushed Chrome
DP + Neon + Flex Outlet	Brushed Chrome
DP	Antique Brass
DP + Neon	Antique Brass
DP + Neon + Flex Outlet	Antique Brass



FLEX OUTLET PLATE

- 20A rated
- Flex outlet plate
- Suitable for cables up to 10mm diameter
- Cable strain relief fitted
- Terminal capacity: 3 x 2.5mm² or 2 x 4.0mm² (fitted with twin earth terminals)



Model	Finish
Flex Outlet	Brushed Chrome
Flex Outlet	Antique Brass

45A DP COOKER SWITCH AND SOCKET COMBINATION

- 45A DP Switch for isolating cooker
- 13A DP switched socket for plug in appliances
- Matching metal rocker switches
- Neon indicators
- Twin Earths
- Minimum mounting box depth: 47mm



Finish	Insert
Brushed Chrome	Black
Brushed Chrome	Grey
Brushed Chrome	White
Antique Brass	Black

45A COOKER SWITCHES WITH NEONS

- Double pole switches
- Minimum mounting box depth: 47mm



Size	Finish
Single	Brushed Chrome
Single	Antique Brass

45A COOKER SWITCHES WITH NEONS

- Double pole switches
- Minimum mounting box depth: 47mm



Size	Finish
Double	Brushed Chrome
Double	Antique Brass



CAT5E NETWORK OUTLETS

- Capable of supporting data transfer speeds of up to 1Gbps over 100m at a maximum bandwidth of 100MHz
- UTP
- Single shuttered RJ45 Outlet
- Write on designation label
- Minimum mounting box depth: 35mm



Model	Finish
RJ45	Antique Brass

NEW

CAT6A NETWORK OUTLETS

- Capable of supporting data transfer speeds of up to 10Gbps over 100m at a maximum bandwidth of 500MHz
- Backward compatible with CAT6 and CAT5e
- Enhanced PoE capabilities
- Reduced crosstalk
- UTP
- Single shuttered RJ45 Outlet
- Write on designation label
- Minimum mounting box depth: 35mm



Model	Finish	
RJ45	Antique Brass	NEW

TV OUTLET

- Coaxial Outlet Plates
- Minimum mounting box depth: 25mm



Model	Finish
Non-Isolated	Brushed Chrome
Non-Isolated	Antique Brass

BLANKING PLATES

- Used to neatly cover unused or redundant boxes

Size	Finish
1G	Brushed Chrome
1G	Antique Brass



BLANKING PLATES

- Used to neatly cover unused or redundant boxes

Size	Finish
2G	Brushed Chrome
2G	Antique Brass



MODULAR FRAMES

- For use with 25 x 50mm and/or 50 x 50mm euro modules

Model	Finish
1 Module	Brushed Chrome
1 Module	Antique Brass



MODULAR FRAMES

- For use with 25 x 50mm and/or 50 x 50mm euro modules

Model	Finish
1-2 Modules	Brushed Chrome
1-2 Modules	Antique Brass



MODULAR FRAMES

- For use with 25 x 50mm and/or 50 x 50mm euro modules

Model	Finish
2-4 Modules	Brushed Chrome
2-4 Modules	Antique Brass



MODULAR INSERTS AVAILABLE



SQUARE




Screwless Decorative



Screwless

The screwless plate finish is achieved by the introduction of concealed fixing screws.

- Lacquered to reduce finger print marks
- Non-magnetic
- 3.5mm depth plate
- Super slim profile
- Fits 35mm back box
- Easy-clip metal front plates



COLOUR MATCHING

Matching metal rockers with no surround

DOUBLE POLE SWITCHES

On selected products for additional safety

LONG LASTING


Robust full metal housing

LOW PROFILE DESIGN

Projection of just 4.3mm (including gasket)

UNIQUE SOCKET DESIGN

Socket completely concealed by plug once inserted



TOP-DOWN TERMINATION

L, N and E can all be terminated from the top – ideal when installing multiple outlets

CAPTIVE TERMINALS


Appropriate terminal capacities and captive terminals to prevent screws falling out

INTEGRATED MOISTURE GASKET

Prevents any moisture transfer to decorative front plate

HIGH INTEGRITY EARTHING

Twin earth terminals where appropriate



25 YEAR WARRANTY*

DIMENSIONS*

Single plate: 86x86 mm
Double plate: 86x146 mm
Projection: 4.3mm



High-quality imported components are used in this range, ensuring trouble-free charging and longevity for hospitality areas


SCREWLESS



13A 2G DP SWITCHED SOCKET WITH DUAL USB-C (20V DC 3.25A) MAX. 65W

- Charge laptops at up to 65W from a single USB-C output
- Fast charge two devices at same time at up to 45W PD and 18W QC
- Double Pole Switches
- Outboard Rockers
- Twin Earths
- Dual USB-C Outputs
- Supports QC, USB-PD and PPS Charging protocols
- Over Voltage CAT III – Suitable for domestic and commercial installations
- Built in overheat and overload protection
- Minimum mounting box depth: 35mm

Finish	Insert
Antique Brass	Black
Anthracite	Black
Brushed Chrome	Black
Brushed Chrome	Grey
Brushed Chrome	White
Matt Black	Black
Matt White	White
Smoked Bronze	Black



65W
DUAL
FAST CHARGE
[20V DC 3.25A]



SCREWLESS



13A 2G DP SWITCHED SOCKET WITH DUAL USB A+C (20V DC 2.25A) MAX. 45W

- Charge small laptops and tablets at up to 45W from a single USB-C output
- Fast charge two devices at same time at up to 27W PD and 18W QC
- Double Pole Switches
- Twin Earths
- Dual USB A+C outputs
- Supports USB-PD and QC Charging protocols
- Over Voltage CAT III – Suitable for domestic and commercial installations
- Built in overheat and overload protection
- Minimum mounting box depth: 35mm

Finish	Insert
Antique Brass	Black
Anthracite	Black
Brushed Chrome	Black
Brushed Chrome	Black
Brushed Chrome	White
Matt Black	Black
Matt White	White
Smoked Bronze	Black



45W
DUAL
FAST CHARGE
[20V=2.25A PD]



(USB-PD is supported by most Android phones and iPhone15 and above.)



SCREWLESS



13A 2G SP SWITCHED SOCKET WITH DUAL USB A+C (5V DC 4.0A SHARED) MAX. 20W

- Charge portable devices
- Single Pole Switches
- Twin Earths
- Dual USB A+C outputs
- Over Voltage CAT III – Suitable for domestic and commercial installations
- Built in overheat and overload protection
- Minimum mounting box depth: 35mm

Finish	Insert
Antique Brass	Black
Anthracite	Black
Brushed Chrome	Black
Brushed Chrome	Grey
Brushed Chrome	White
Black Nickel	Black
Matt Black	Black
Matt White	White
Polished Brass	Black
Polished Brass	White
Polished Chrome	Black
Polished Chrome	Grey
Polished Chrome	White
Smoked Bronze	Black



20W
5V DC 4.0A
(SHARED)



SCREWLESS



13A 2G SWITCHED SOCKET WITH DUAL USB A+C, C+C, 5V 3.1A

- Charge portable devices
- Twin Earths
- Over Voltage CAT III – Suitable for domestic and commercial installations
- Built in overheat and overload protection
- Minimum mounting box depth: 35mm

Finish	Insert
Antique Brass	Black
Anthracite	Black
Brushed Chrome	Black
Brushed Chrome	Grey
Brushed Chrome	White
Black Nickel	Black
Matt Black	Black
Matt White	White
Polished Brass	Black
Polished Brass	White
Polished Chrome	Black
Polished Chrome	Grey
Polished Chrome	White
Smoked Bronze	Black



SCREWLESS

13A 1G SWITCHED SOCKET WITH DUAL USB A+C Max 22W

- Charge portable devices
- Fast charge one device at up to 22W QC or share across both outputs
- Dual USB A+C outputs
- Supports USB-PD and QC Charging protocols
- Over Voltage CAT III – Suitable for domestic and commercial installations
- Built in overheat and overload protection
- Minimum mounting box depth: 25-35mm depending on wiring conditions (10mm spacer included)

Finish	Insert
Antique Brass	Black
Anthracite	Black
Brushed Chrome	Black
Brushed Chrome	Grey
Brushed Chrome	White
Matt Black	Black
Matt White	White
Smoked Bronze	Black



(USB-PD is supported by most Android phones and iPhone15 and above.)

13A 1G SWITCHED SOCKET WITH DUAL USB C+C Max 22W

- Charge portable devices
- Fast charge one device at up to 22W QC or share across both outputs
- Dual USB C+C outputs
- Supports USB-PD and QC Charging protocols
- Over Voltage CAT III – Suitable for domestic and commercial installations
- Built in overheat and overload protection
- Minimum mounting box depth: 25-35mm depending on wiring conditions (10mm spacer included)

Finish	Insert
Antique Brass	Black
Anthracite	Black
Brushed Chrome	Black
Brushed Chrome	Grey
Brushed Chrome	White
Matt Black	Black
Matt White	White
Smoked Bronze	Black



(USB-PD is supported by most Android phones and iPhone15 and above.)

SCREWLESS

13A 1G SWITCHED SOCKET WITH DUAL USB A+C 5V 3.1A

- Charge portable devices
- Dual USB A+C outputs
- Over Voltage CAT III – Suitable for domestic and commercial installations
- Built in overheat and overload protection
- Minimum mounting box depth: 25-35mm depending on wiring conditions (10mm spacer included)

Finish	Insert
Antique Brass	Black
Anthracite	Black
Brushed Chrome	Black
Brushed Chrome	Grey
Brushed Chrome	White
Matt Black	Black
Matt White	White
Smoked Bronze	Black

(USB-PD is supported by most Android phones and iPhone15 and above.)



13A 1G SWITCHED SOCKET WITH DUAL USB C+C 5V 3.1A

- Charge portable devices
- Dual USB C+C outputs
- Over Voltage CAT III – Suitable for domestic and commercial installations
- Built in overheat and overload protection
- Minimum mounting box depth: 25-35mm depending on wiring conditions (10mm spacer included)

Finish	Insert
Antique Brass	Black
Anthracite	Black
Brushed Chrome	Black
Brushed Chrome	Grey
Brushed Chrome	White
Matt Black	Black
Matt White	White
Smoked Bronze	Black

(USB-PD is supported by most Android phones and iPhone15 and above.)



SCREWLESS

13A 1G SWITCHED SOCKET WITH DUAL USB A+ A 5V 3.1A

- Charge portable devices
- Dual USB A+A outputs
- Over Voltage CAT III – Suitable for domestic and commercial installations
- Built in overheat and overload protection
- Minimum mounting box depth: 25-35mm depending on wiring conditions (10mm spacer included)

Finish	Insert
Antique Brass	Black
Anthracite	Black
Brushed Chrome	Black
Brushed Chrome	Grey
Brushed Chrome	White
Matt Black	Black
Matt White	White
Smoked Bronze	Black

(USB-PD is supported by most Android phones and iPhone15 and above.)



13A 1G SWITCHED SOCKET WITH 1 USB C , USB A 5V 2.1A

- Charge portable devices
- Over Voltage CAT III – Suitable for domestic and commercial installations
- Built in overheat and overload protection
- Minimum mounting box depth: 25-35mm depending on wiring conditions (10mm spacer included)

Finish	Insert
Antique Brass	Black
Anthracite	Black
Brushed Chrome	Black
Brushed Chrome	Grey
Brushed Chrome	White
Matt Black	Black
Matt White	White
Smoked Bronze	Black

(USB-PD is supported by most Android phones and iPhone15 and above.)





SCREWLESS



2 GANG 13A SWITCHED SOCKET

- Double Pole / Single Pole
- Minimum mounting box depth: 25mm

Finish	Insert
Antique Brass	Black
Anthracite	Black
Brushed Chrome	White
Matt Black	Black
Matt White	White



1 GANG 13A SWITCHED SOCKET

- Double Pole / Single Pole
- Minimum mounting box depth: 25mm

Finish	Insert
Antique Brass	Black
Anthracite	Black
Brushed Chrome	White
Matt Black	Black
Matt White	White



10AX SWITCHES

- Minimum mounting box depth: 16mm

Size	Model	Finish
1G	Intermediate	Antique Brass
1G	Intermediate	Anthracite
1G	Intermediate	Brushed Chrome
1G	Intermediate	Black Nickel
1G	Intermediate	Matt Black
1G	Intermediate	Matt White
1G	Intermediate	Polished Brass
1G	Intermediate	Polished Chrome
1G	Intermediate	Smoked Bronze
1G	2-Way	Antique Brass
1G	2-Way	Anthracite
1G	2-Way	Brushed Chrome
1G	2-Way	Black Nickel
1G	2-Way	Matt Black
1G	2-Way	Matt White
1G	2-Way	Polished Brass
1G	2-Way	Polished Chrome
1G	2-Way	Smoked Bronze



1G	1-Way	Antique Brass
1G	1-Way	Anthracite
1G	1-Way	Brushed Chrome
1G	1-Way	Black Nickel
1G	1-Way	Matt Black
1G	1-Way	Matt White
1G	1-Way	Polished Brass
1G	1-Way	Polished Chrome
1G	1-Way	Smoked Bronze

10A 1G DP SWITCHES

- 10AX DP switches are generally used when there are two circuits in a room i.e. a bathroom light and a Fan boost system
- Double pole switch
- Minimum mounting box depth: 16mm

Size	Model	Finish
1G	DP	Antique Brass
1G	DP	Anthracite
1G	DP	Brushed Chrome
1G	DP	Matt Black
1G	DP	Matt White
1G	DP	Smoked Bronze





1G TOUCHLESS SWITCHES

- Minimum mounting box depth: 16mm
- Gesture controlled (on/off)
- Sensor detection range: 3cm
- Max. load: 500W resistive / 200W inductive / 100W LED
- Minimum mounting box depth: 25mm
- Requires neutral

Finish	Model
Anthracite	1-Way
Brushed Chrome	1-Way
Black Nickel	1-Way
Matt Black	1-Way
Matt White	1-Way
Polished Chrome	1-Way
Smoked Bronze	1-Way



10A FAN ISOLATOR SWITCHES

- Triple Pole
- Rated conditional short circuit current (I_{nc}) 1500mA
- Minimum mounting box depth: 16mm

Finish
Antique Brass
Anthracite
Brushed Chrome
Black Nickel
Matt Black
Matt White
Polished Brass
Polished Chrome
Smoked Bronze



SCREWLESS



10AX SWITCHES

- Minimum mounting box depth: 16mm

Size	Model	Finish
2G	2-Way	Antique Brass
2G	2-Way	Anthracite
2G	2-Way	Brushed Chrome
2G	2-Way	Black Nickel
2G	2-Way	Matt Black
2G	2-Way	Matt White
2G	2-Way	Polished Brass
2G	2-Way	Polished Chrome
2G	2-Way	Smoked Bronze



10AX SWITCHES

- Minimum mounting box depth: 16mm


Size	Model	Finish
3G	2-Way	Antique Brass
3G	2-Way	Anthracite
3G	2-Way	Brushed Chrome
3G	2-Way	Black Nickel
3G	2-Way	Matt Black
3G	2-Way	Matt White
3G	2-Way	Polished Brass
3G	2-Way	Polished Chrome
3G	2-Way	Smoked Bronze
3G	1-Way	Matt Black
3G	1-Way	Matt White / Polished Chrome / Brushed Chrome



10AX SWITCHES

- Minimum mounting box depth: 16mm

Size	Model	Finish
4G	2-Way	Antique Brass
4G	2-Way	Anthracite
4G	2-Way	Brushed Chrome
4G	2-Way	Black Nickel
4G	2-Way	Matt Black
4G	2-Way	Matt White
4G	2-Way	Polished Brass
4G	2-Way	Polished Chrome
4G	2-Way	Smoked Bronze
4G	1-Way	Brushed Chrome
4G	1-Way	Black Nickel
4G	1-Way	Matt Black
4G	1-Way	Matt White
4G	1-Way	Polished Brass
4G	1-Way	Polished Chrome



10AX SWITCHES

- Minimum mounting box depth: 16mm

Size	Model	Finish
6G	2-Way	Antique Brass
6G	2-Way	Brushed Chrome
6G	2-Way	Black Nickel
6G	2-Way	Matt Black
6G	2-Way	Matt White
6G	2-Way	Polished Brass
6G	2-Way	Polished Chrome
6G	2-Way	Smoked Bronze
6G	1-Way	Antique Brass
6G	1-Way	Brushed Chrome
6G	1-Way	Black Nickel
6G	1-Way	Matt Black
6G	1-Way	Matt White
6G	1-Way	Polished Brass
6G	1-Way	Polished Chrome
6G	1-Way	Smoked Bronze



SCREWLESS



1G 2-WAY INTELLIGENT DIMMERS

- 10-200W (5-150W LED)
- Switch between Trailing Edge* and Leading Edge
- Minimum mounting box depth: 25mm

*Preset in Trailing Edge mode

Finish

Antique Brass

Anthracite

Brushed Chrome

Black Nickel

Matt Black

Matt White

Polished Brass

Polished Chrome

Smoked Bronze



2G 2-WAY INTELLIGENT DIMMERS

- 10-200W (5-150W LED)
- Switch between Trailing Edge* and Leading Edge
- Minimum mounting box depth: 25mm

*Preset in Trailing Edge mode

Finish

Antique Brass

Anthracite

Brushed Chrome

Black Nickel

Matt Black

Matt White

Polished Brass

Polished Chrome

Smoked Bronze



SCREWLESS

3G 2-WAY INTELLIGENT DIMMERS

- 10-200W (5-150W LED)
- Switch between Trailing Edge* and Leading Edge
- Minimum mounting box depth: 25mm

*Preset in Trailing Edge mode

Finish
Antique Brass
Anthracite
Brushed Chrome
Black Nickel
Matt Black
Matt White
Polished Brass
Polished Chrome
Smoked Bronze



4G 2-WAY INTELLIGENT DIMMERS

- 10-200W (5-150W LED)
- Switch between Trailing Edge* and Leading Edge
- Minimum mounting box depth: 25mm

*Preset in Trailing Edge mode

Finish
Antique Brass
Anthracite
Brushed Chrome
Black Nickel
Matt Black
Matt White
Polished Brass
Polished Chrome
Smoked Bronze



SCREWLESS

DIMMER UNPOPULATED PLATES

- 1G dimmer plate and matching dimmer cap
- Unpopulated
- Low Profile Flat Plate design with built in gasket
- Suitable for use with centre or offset dimmer modules

Finish
Antique Brass
Anthracite
Brushed Chrome
Black Nickel
Matt Black
Matt White
Polished Brass
Polished Chrome
Smoked Bronze



DIMMER MODULES

- 2-Way
- Leading Edge, Trailing Edge, and Intelligent options that can switch between both modes.
- Minimum mounting box depth: 25mm
- Build your own dimmer solution with our unpopulated dimmer plates
- Minimum mounting box depth: 35mm



Max. Load	Mode
40-400W (3-100W LED)	Leading Edge
10-200W (5-150W LED)	Intelligent Trailing/ Leading Edge
5-400W (5-150W LED)	Intelligent Trailing/ Leading Edge*



FUSED SPUR UNITS

- 13A rated
- Double pole switches where applicable
- Minimum mounting box depth: 25mm

Model	Finish
Unswitched	Antique Brass
Unswitched	Anthracite
Unswitched	Brushed Chrome
Unswitched	Black Nickel
Unswitched	Matt Black
Unswitched	Matt White
Unswitched	Polished Brass
Unswitched	Polished Chrome
Unswitched	Smoked Bronze



SWITCHED FUSED SPURS

- 13A rated
- Double pole switches where applicable
- Minimum mounting box depth: 25mm

Model	Finish
Switched	Antique Brass
Switched	Anthracite
Switched	Brushed Chrome
Switched	Black Nickel
Switched	Matt Black
Switched	Matt White
Switched	Polished Brass
Switched	Polished Chrome
Switched	Smoked Bronze



SCREWLESS



SWITCHED FUSED SPURS

- 13A rated
- Double pole switches where applicable
- Minimum mounting box depth: 25mm

Model	Finish
Switched + Neon	Antique Brass
Switched + Neon	Anthracite
Switched + Neon	Brushed Chrome
Switched + Neon	Black Nickel
Switched + Neon	Matt Black
Switched + Neon	Matt White
Switched + Neon	Polished Brass
Switched + Neon	Polished Chrome
Switched + Neon	Smoked Bronze



SWITCHED FUSED SPURS

- 13A rated
- Double pole switches where applicable
- Minimum mounting box depth: 25mm

Model	Finish
Switched + Neon + Flex	Antique Brass
Switched + Neon + Flex	Anthracite
Switched + Neon + Flex	Brushed Chrome
Switched + Neon + Flex	Black Nickel
Switched + Neon + Flex	Matt Black
Switched + Neon + Flex	Matt White
Switched + Neon + Flex	Polished Chrome
Switched + Neon + Flex	Smoked Bronze



SCREWLESS



DUAL VOLTAGE SHAVES SOCKETS

- 115/230V 20VA rated
- IP41 rated
- Minimum mounting box depth: 47mm

Finish	Insert
Antique Brass	Black
Anthracite	Black
Brushed Chrome	Black
Brushed Chrome	Grey
Brushed Chrome	White
Black Nickel	Black
Matt Black	Black
Matt White	White
Polished Brass	Black
Polished Brass	White
Polished Chrome	Black
Polished Chrome	Grey
Polished Chrome	White
Smoked Bronze	Black



115/
230V

IP41

SCREWLESS

20A SWITCHES

- Double pole switches
- Minimum mounting box depth: 25mm

Model	Finish
Switched	Antique Brass
Switched	Anthracite
Switched	Brushed Chrome
Switched	Black Nickel
Switched	Matt Black
Switched	Matt White
Switched	Polished Brass
Switched	Polished Chrome
Switched	Smoked Bronze



20A SWITCHES

- Double pole switches
- Minimum mounting box depth: 25mm

Model	Finish
Switched + Neon	Antique Brass
Switched + Neon	Anthracite
Switched + Neon	Brushed Chrome
Switched + Neon	Black Nickel
Switched + Neon	Matt Black
Switched + Neon	Matt White
Switched + Neon	Polished Brass
Switched + Neon	Polished Chrome
Switched + Neon	Smoked Bronze




20A FLEX OUTLET PLATE

- Suitable for cables up to 10mm diameter
- Cable strain relief fitted
- Twin Earth Terminals

Finish
Antique Brass
Anthracite
Brushed Chrome
Matt Black
Matt White
Smoked Bronze







45A DP SWITCH AND 13A SWITCHED SOCKET WITH NEONS

- Double pole switches
- 13A switched socket
- Minimum mounting box depth: 47mm

Finish	Insert
Antique Brass	Black
Anthracite	Black
Brushed Chrome	Black
Brushed Chrome	Grey
Brushed Chrome	White
Black Nickel	Black
Matt Black	Black
Matt White	White
Polished Brass	Black
Polished Brass	White
Polished Chrome	Black
Polished Chrome	Grey
Polished Chrome	White
Smoked Bronze	Black



SCREWLESS



45A COOKER SWITCHES

- Double pole switches
- Minimum mounting box depth: 47mm

Model	Finish
Switched + Neon	Antique Brass
Switched + Neon	Anthracite
Switched + Neon	Brushed Chrome
Switched + Neon	Black Nickel
Switched + Neon	Matt Black
Switched + Neon	Matt White
Switched + Neon	Polished Brass
Switched + Neon	Polished Chrome
Switched + Neon	Smoked Bronze



45A COOKER SWITCHES

- Double pole switches
- Minimum mounting box depth: 47mm

Model	Finish
Switched + Neon	Antique Brass
Switched + Neon	Anthracite
Switched + Neon	Brushed Chrome
Switched + Neon	Black Nickel
Switched + Neon	Matt Black
Switched + Neon	Matt White
Switched + Neon	Polished Brass
Switched + Neon	Polished Chrome
Switched + Neon	Smoked Bronze



SCREWLESS

TV OUTLET

- Minimum mounting box depth: 25mm

Model	Finish
Non-isolated	Antique Brass
Non-isolated	Anthracite
Non-isolated	Brushed Chrome
Non-isolated	Black Nickel
Non-isolated	Matt Black
Non-isolated	Matt White
Non-isolated	Polished Brass
Non-isolated	Polished Chrome
Non-isolated	Smoked Bronze



SAT TV OUTLET

- Minimum mounting box depth: 25mm

Model	Finish
Non-isolated	Anthracite
Non-isolated	Brushed Chrome
Non-isolated	Black Nickel
Non-isolated	Matt White
Non-isolated	Polished Brass
Non-isolated	Polished Chrome
Non-isolated	Smoked Bronze



TV AND SAT TV OUTLET

- Minimum mounting box depth: 25mm

Model	Finish
Isolated	Brushed Chrome
Isolated	Black Nickel
Isolated	Matt Black
Isolated	Polished Chrome



CAT5E NETWORK OUTLETS

- Capable of supporting data transfer speeds of up to 1Gbps over 100m at a maximum bandwidth of 100Mhz
- UTP
- Single shuttered RJ45 Outlet
- Write on designation label
- Minimum mounting box depth: 35mm

Model	Finish
RJ45	Antique Brass
RJ45	Anthracite
RJ45	Brushed Chrome
RJ45	Black Nickel
RJ45	Matt Black
RJ45	Matt White
RJ45	Polished Brass
RJ45	Smoked Bronze



CAT6A NETWORK OUTLETS

- Capable of supporting data transfer speeds of up to 10Gbps over 100m at a maximum bandwidth of 500Mhz
- Backward compatible with CAT6 and CAT5e
- Enhanced PoE capabilities
- Reduced crosstalk
- UTP
- Single shuttered RJ45 Outlet
- Write on designation label
- Minimum mounting box depth: 35mm

Model	Finish
RJ45	Antique Brass
RJ45	Anthracite
RJ45	Brushed Chrome
RJ45	Black Nickel
RJ45	Matt Black
RJ45	Matt White
RJ45	Smoked Bronze



TELEPHONE SOCKETS

- Single shuttered Outlet
- Minimum mounting box depth: 25mm

Model	Finish
Master	Brushed Chrome
Master	Black Nickel
Master	Matt Black
Master	Polished Chrome
Extension	Matt Black
Extension	Polished Chrome



SCREWLESS



BLANKING PLATES

- Used to neatly cover unused or redundant boxes

Size	Finish
1G	Antique Brass
1G	Anthracite
1G	Brushed Chrome
1G	Black Nickel
1G	Matt Black
1G	Matt White
1G	Polished Brass
1G	Polished Chrome
1G	Smoked Bronze



BLANKING PLATES

- Used to neatly cover unused or redundant boxes

Size	Finish
2G	Antique Brass
2G	Anthracite
2G	Brushed Chrome
2G	Black Nickel
2G	Matt Black
2G	Matt White
2G	Polished Brass
2G	Polished Chrome
2G	Smoked Bronze



SCREWLESS



MODULAR FRAMES

- For use with 25x50mm and/or 50x50mm euro modules

Model	Finish
1 Module	Antique Brass NEW
1 Module	Anthracite
1 Module	Brushed Chrome
1 Module	Black Nickel
1 Module	Matt Black
1 Module	Matt White
1 Module	Polished Brass
1 Module	Polished Chrome
1 Module	Smoked Bronze



MODULAR FRAMES

- For use with 25x50mm and/or 50x50mm euro modules

Model	Finish
1-2 Modules	Antique Brass
1-2 Modules	Anthracite
1-2 Modules	Brushed Chrome
1-2 Modules	Black Nickel
1-2 Modules	Matt Black
1-2 Modules	Matt White
1-2 Modules	Polished Brass
1-2 Modules	Polished Chrome
1-2 Modules	Smoked Bronze



SCREWLESS

MODULAR FRAMES

- For use with 25x50mm and/or 50x50mm euro


Model	Finish
2-4 Modules	Antique Brass
2-4 Modules	Anthracite
2-4 Modules	Brushed Chrome
2-4 Modules	Black Nickel
2-4 Modules	Matt Black
2-4 Modules	Matt White
2-4 Modules	Polished Brass
2-4 Modules	Polished Chrome
2-4 Modules	Smoked Bronze



MODULAR FRAMES

- For use with 25x50mm and/or 50x50mm euro

Model	Finish
2-4 Modules	Anthracite
2-4 Modules	Brushed Chrome
2-4 Modules	Black Nickel
2-4 Modules	Matt Black
2-4 Modules	Matt White
2-4 Modules	Polished Brass
2-4 Modules	Polished Chrome
2-4 Modules	Smoked Bronze



MODULAR INSERTS AVAILABLE



SCREWLESS

Customized Type

All decorative range and screwless range, we have color customized Service, we also have pink, green, blue, red and so on colors.



POPU

**Committed to
a sunny future**



Hangzhou Popu Electrical Co.,ltd

Manager: Lean.sun

popuelectrical@163.com